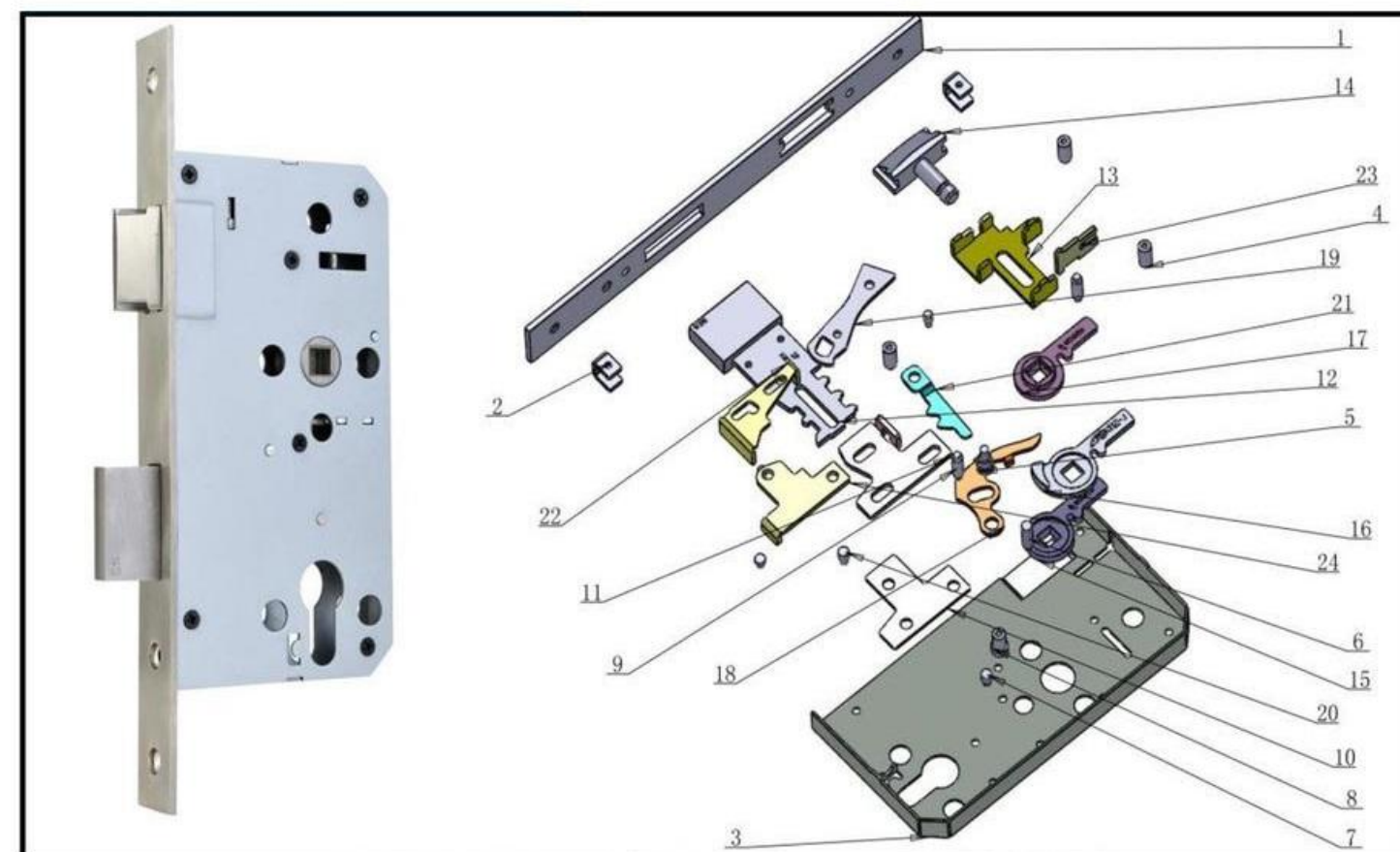


- | | | | |
|-------|-------|--------|--------|
| ① 钥匙 | ④ 弹簧 | ⑦ 锁芯 | ⑩ 平头弹子 |
| ② 防钻销 | ⑤ 锁头体 | ⑧ 防钻销 | ⑪ 离合套 |
| ③ 封珠 | ⑥ 旋钮 | ⑨ 锁头弹子 | ⑬ 锁头凸轮 |





Classroom Lock

A classroom lock can be locked or unlocked using a key in the outside ever. For any situation, the inside lever always allows free egress.



Storeroom Lock

A storeroom function always requires a key to retract the latch and enter the room. Inside lever always allows free egress.



Anti-panic Lock

When an entrance door fitting is used the door can only be opened from outside using the cylinder. On the inside of the door, the door handle simultaneously operates the latch and deadbolt to open the door (the so called anti-panic function.) Such kind of mortise are using of security of home entrance doors and hotel room doors. And needs to match BS EN 12209.



Entrance Lock

For door where lock is required. Operated by key outside, inside by key/thumbturn. Widely use in wooden/metal doors.



Passage Lock

Latchbolt operated by handle from either side at all times. There is need cylinder for such kind of mortise.



Dead Lock

Deadbolt operated by key outside and inside. Inside can choose thumbturn.



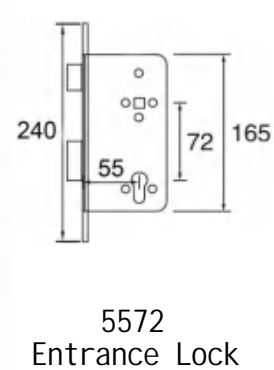
Roller Lock

Deadbolt operated by key outside and inside. (inside can choose thumbturn) Latch there is a roller can close the door in case the wind can open it.

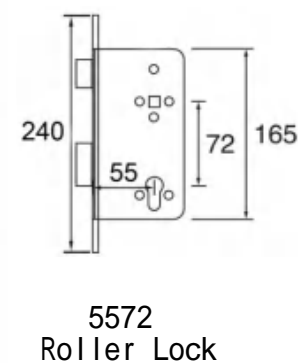


Privacy Lock

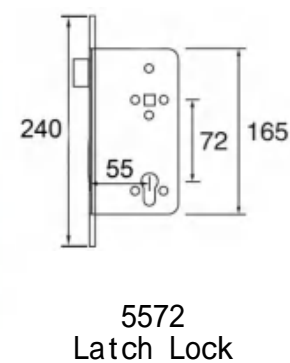
Latch by handle on either side. Emergency by any key outside, inside locked by thumbturn.



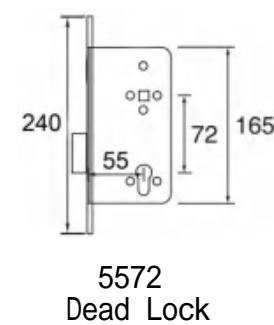
5572
Entrance Lock



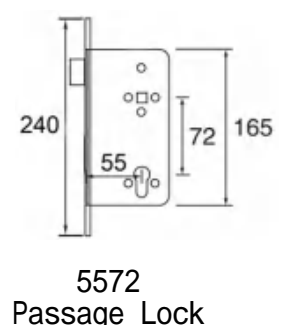
5572
Roller Lock



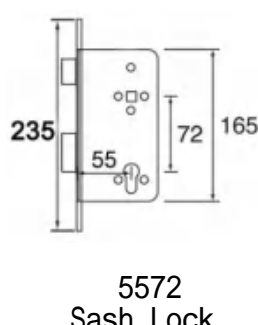
5572
Latch Lock



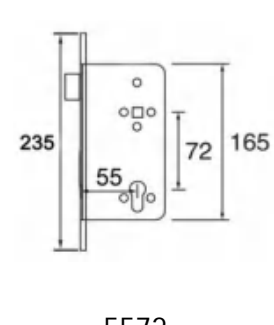
5572
Dead Lock



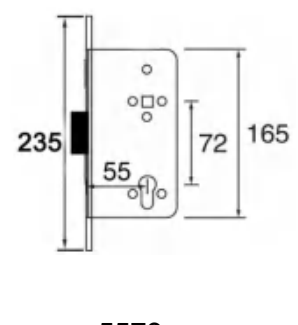
5572
Passage Lock



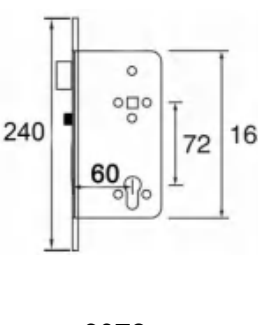
5572
Sash Lock



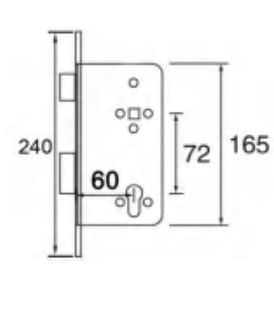
5572
Passage Lock



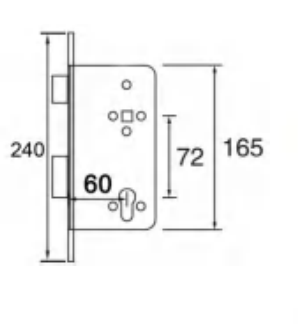
5572
Magnetic Lock



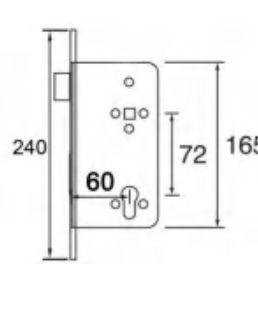
6072
Classroom Lock



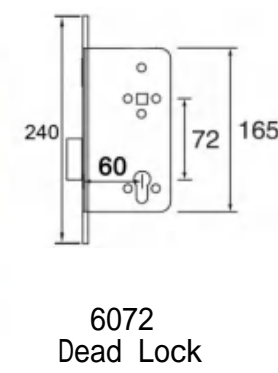
6072
Anti-panic Lock



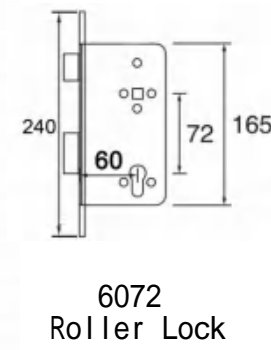
6072
Entrance Lock



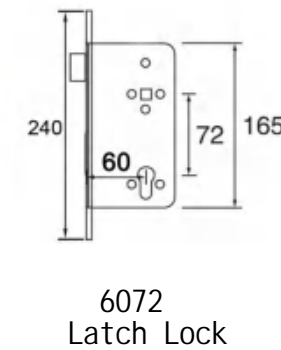
6072
Latch Lock



6072
Dead Lock



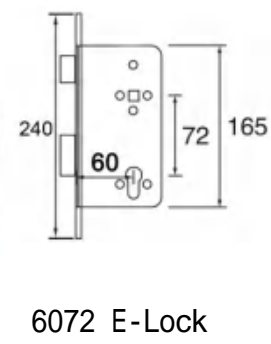
6072
Roller Lock



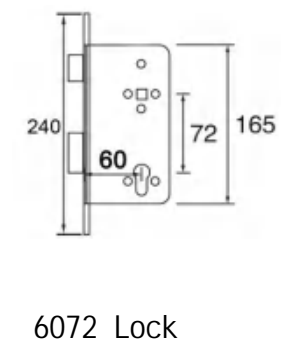
6072
Latch Lock



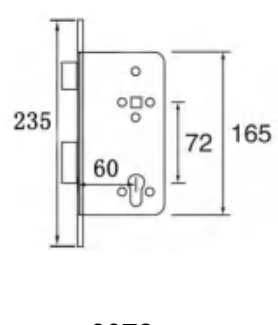
6072
One Turn Dead Bolt Lock
(Anti-panic B Lock)



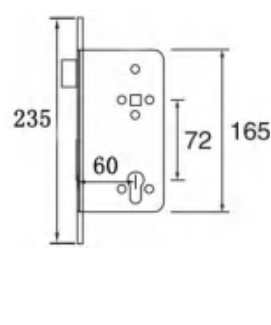
6072 E-Lock



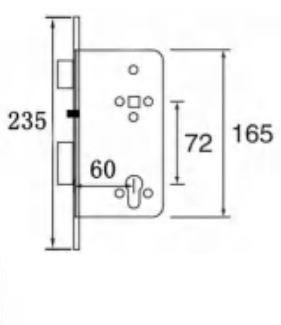
6072 Lock



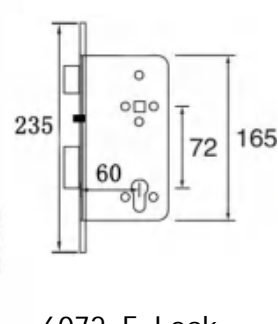
6072
Sash Lock



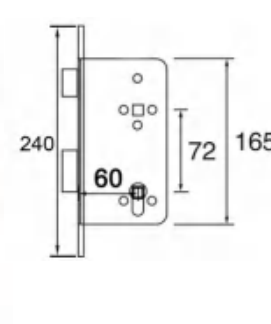
6072
Passage Lock



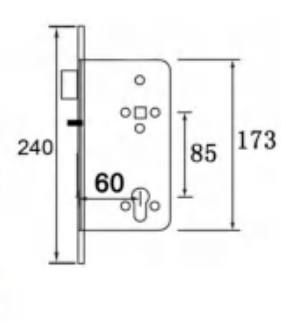
6072 Lock





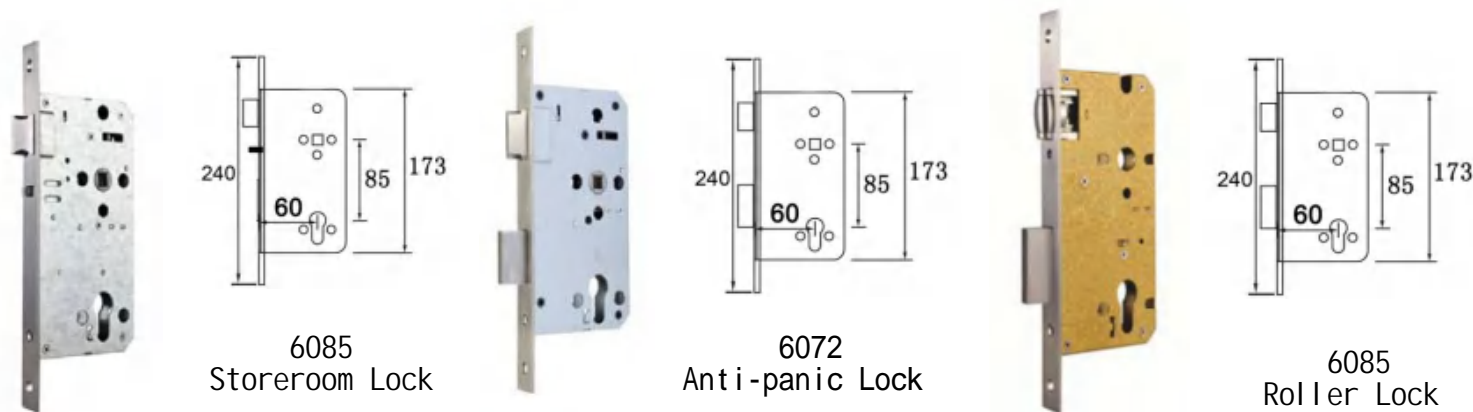
6072 E Lock



6072
Privacy Lock

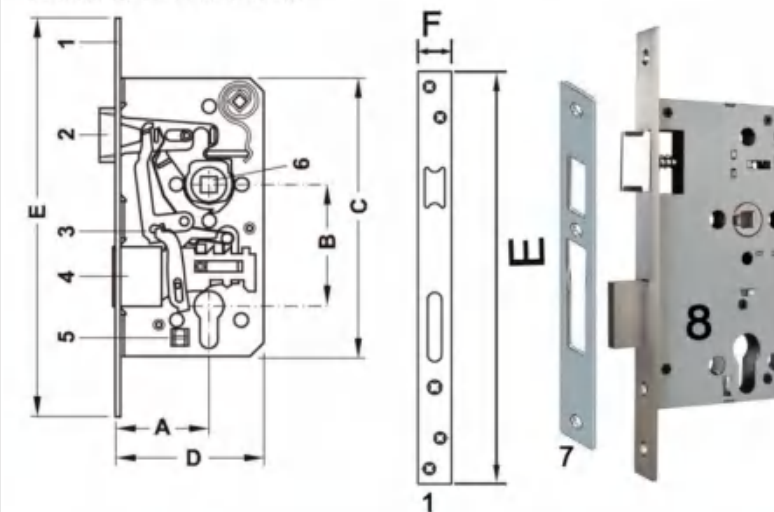


6085
Classroom Lock



Lock components and dimensions


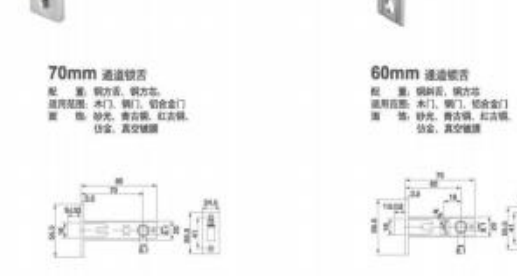
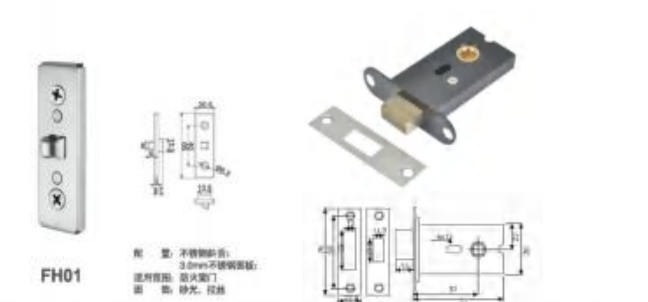

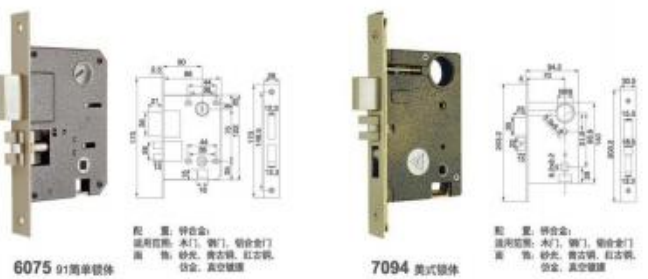

门锁各部位名称和规格



- 1 Forend 衬板
- 2 Latchbolt 斜舌
- 3 Key Action
- 4 Dead Bolt 方舌
- 5 Screw chanel for Profile Cylinder
- 6 Lever Follower 拨叉
- 7 Striker Plate 扣板
- 8 Lock Case 锁壳
- A Backset 门边距
- B C to C Distance 中心距
- C Case Height 锁壳 高度
- D Case Width 锁壳宽度
- E Forend Length 衬板长度
- F Forend Width 衬板宽度

不锈钢门锁配置要求			Lock Components / Dimensions /Materials	
	锁体功能	Mortise Function	不锈钢门锁	Mortise Lock
	产品型号	*		
	海关编码	*		*
1	衬板	Forend	SUS304/SS201	
2	斜舌	Latch	SUS304/SS201	
4	方舌	Dead Bolt	SUS304/SS201	
6	拨叉	Follower	SS202	
7	扣板	Striker Plate	SUS304/SS201	
			扣板有各种规格、Optional in different designs and size	
8	锁壳	Lockcase	灰色电解板	steel galvanized in GREY
A	门边距	Backset	55mm	
B	中心距	C to C Distance	72mm	
C	锁壳高度	Case Height	165mm	
D	锁壳宽度	Case Width	83mm	
E	衬板长度	Forend Length	圆头 Round 235mm/方头 Rectangular 240mm	
F	衬板宽度	Forend Width	20/22/24mm	
	包装标准	Sipplied with	门锁 Mortise	1
			扣板 Striker Plate	1
			底盒 Plate Box	1
			螺丝包 Accessories	M4x25mm - 2 ; M4x12-3
	包装盒尺寸	Box Dimension	114 x 28 x 257mm	
	外箱尺寸	Carton Dimension	48.3 x 25.9 x 15.6 cm	
	每箱数量	Quantity of Each Carto	20 把/sets	
	每箱净重	Net Weigth	15.30 kgs	
	每箱毛重	Gross Weight	16.50 kgs	
	打托规格	Pallet	100*110*110cm	
			每层8箱，共6层，合计48箱，960把	
			8cartons per layer,Total:6 layerss,48 cartons ,960 sets	

(以上通用资料仅供参考，请以具体每款锁体的实际资料为准；The above information only for reference.)





双开空转叶片锁芯
可加AB工程锁匙等功能。
Can be AB construction keyed.

尺寸 Size (mm)	A	65	70	75	80	85	90	95	100	105	110	115	120	125	130
B	30.5	35	37.5	40	42.5	45	47.5	50	52.5	55	57.5	60	62.5	65	67.5
C	30.5	35	37.5	40	42.5	45	47.5	50	52.5	55	57.5	60	62.5	65	67.5



双开偏心空转叶片锁芯
可加AB工程锁匙等功能。
Can be AB construction keyed.

尺寸 Size (mm)	A	75	80	85	90	95	100	105	110	115	120	125	130
B	37.5	42.5	47.5	52.5	57.5	62.5	67.5	72.5	77.5	82.5	87.5	92.5	97.5
C	32.5	37.5	42.5	47.5	52.5	57.5	62.5	67.5	72.5	77.5	82.5	87.5	92.5



叶片指纹锁芯(锁匙有长轴)
可加AB工程锁匙等功能。
Can be AB construction keyed.

尺寸 Size (mm)	A	50	55	60	65	70	75	80	85	90
B	35	40	45	50	55	60	65	70	75	80
C	15	15	15	15	15	15	15	15	15	15



BDA叶片空转锁芯
可加AB工程锁匙等功能。
Can be AB construction keyed.

尺寸 Size (mm)	A	81	86	90	105	117
B	38.5	38.5	38.5	38.5	38.5	38.5
C	42.5	47.5	51.5	66.5	78.5	78.5



双开偏心叶片锁芯(AB匙)
可加AB工程锁匙等功能。
Can be AB construction keyed.

尺寸 Size (mm)	A	70	75	80	85	90	95	100	105	110	115	120	125	130
B	37.5	42.5	47.5	52.5	57.5	62.5	67.5	72.5	77.5	82.5	87.5	92.5	97.5	102.5
C	30.5	35	37.5	40	42.5	45	47.5	50	52.5	55	57.5	60	62.5	65



双开叶片锁芯(AB匙)
可加AB工程锁匙等功能。
Can be AB construction keyed.

尺寸 Size (mm)	A	65	70	75	80	85	90	95	100	105	110	115	120	125	130
B	30.5	35	37.5	40	42.5	45	47.5	50	52.5	55	57.5	60	62.5	65	67.5
C	30.5	35	37.5	40	42.5	45	47.5	50	52.5	55	57.5	60	62.5	65	67.5



拉门锁芯
可应用于各种锁型。
可加AB工程锁匙、Master key等。
Applicable to all kinds of keyways. Can be AB construction keyed & Master keyed.

尺寸 Size (mm)	A	26	22.2	21
--------------	---	----	------	----



8位置半边锁芯
可应用于各种锁型。
可加AB工程锁匙、Master key等。
Applicable to all kinds of keyways. Can be AB construction keyed & Master keyed.

尺寸 Size (mm)	A	40	45	50	55	60
B	30	35	40	45	50	55
C	10	10	10	10	10	10



半边锁芯
可应用于各种锁型。
可加AB工程锁匙、Master key等。
Applicable to all kinds of keyways. Can be AB construction keyed & Master keyed.

尺寸 Size (mm)	A	40	45	50	55	60
B	30	35	40	45	50	55
C	10	10	10	10	10	10



半边通锁芯
可应用于各种锁型。
可加AB工程锁匙、Master key等。
Applicable to all kinds of keyways. Can be AB construction keyed & Master keyed.

尺寸 Size (mm)	A	40	45	50	55	60
B	30	35	40	45	50	55
C	10	10	10	10	10	10



小圆半边锁芯
适用于小锁匙。
Applicable to small keyways.

尺寸 Size (mm)	A	30	35	40	45	50
B	10	10	10	10	10	10
C	10	10	10	10	10	10



330x33长圆柱锁芯系列
可应用于普通锁、电脑锁。
Applicable to common keys, computer keys.

尺寸 Size (mm)	A	33	38	43	48	53
B	10	10	10	10	10	10
C	10	10	10	10	10	10



假插芯锁系列
可应用于普通锁、电脑锁。
Applicable to common keys, computer keys.

尺寸 Size (mm)	A	30	35	40	45	50
B	10	10	10	10	10	10
C	10	10	10	10	10	10



假插芯指纹锁芯
可应用于普通锁、电脑锁。
Applicable to common keys, computer keys.

尺寸 Size (mm)	A	30	35	40	45	50
B	10	10	10	10	10	10
C	10	10	10	10	10	10



球形系列
可应用于普通锁、电脑锁。
Applicable to common keys, computer keys.

尺寸 Size (mm)	A	30	35	40	45	50
B	10	10	10	10	10	10
C	10	10	10	10	10	10



闭锁双排珠
铜芯双排珠。可应用于普通锁、电脑锁。
Copper locking the lock core, keyways applicable to common keys, computer keys.

尺寸 Size (mm)	A	30	35	40	45	50
B	10	10	10	10	10	10
C	10	10	10	10	10	10



外牙双排珠锁
铜芯双排珠。可应用于普通锁、电脑锁。
Copper outer teeth lock core, keyways applicable to common keys, computer keys.

尺寸 Size (mm)	A	30	35	40	45	50
B	10	10	10	10	10	10
C	10	10	10	10	10	10



25长美式外牙锁芯
铜芯双排珠。可应用于普通锁、电脑锁。
Copper outer teeth lock core, keyways applicable to common keys, computer keys.

尺寸 Size (mm)	A	30	35	40	45	50
B	10	10	10	10	10	10
C	10	10	10	10	10	10



K-01



K-02



K-03



K-04



K-05



电脑锁匙
Computer key blades



P-01



P-02



P-03



P-04



P-13



P-14



P-16



P-20



P-21



P-24



P-34



P-35



P-36



P-38



P-40



X-01



X-02



X-03



X-04



X-05



X-06



X-07



X-08



X-09



X-10



X-11



X-12